



Samoa

Per-Capita Emissions in 2030 rel. 2015 (excl. LULUCF): **-15%**

| NDC 2025 | NDC 2030 | 2015 World Rank | 2025 World Rank | 2030 World Rank |
|--------------------------|----------|-----------------|-----------------|-----------------|
| 0% rel. BAU of 0.3 Mt | | 0.0% #178 | 0.0% #179 | 0.0% #179 |
| -100% rel. BAU of 0.3 Mt | | 2.8t #131 | 2.5t #138 | 2.4t #140 |

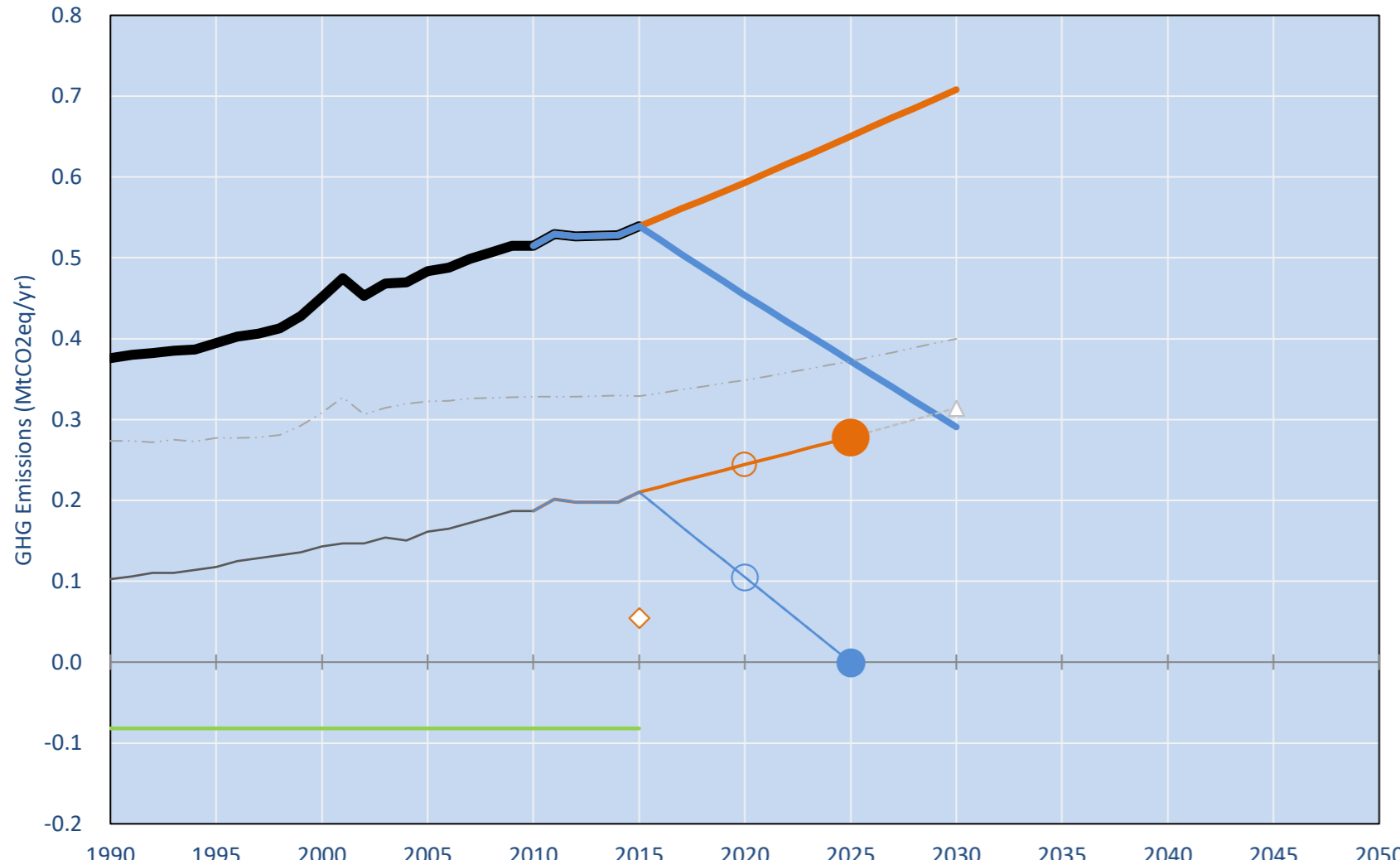
Share of World Emissions excl. LULUCF (Rank):

Per-Capita Emissions (tCO2eq/cap)

NDC: Committed to reducing GHG emissions from electricity sector through adoption of 100% renewable energy for electricity generation Subject to receiving international assistance. (IPCC 2006 Guidelines)

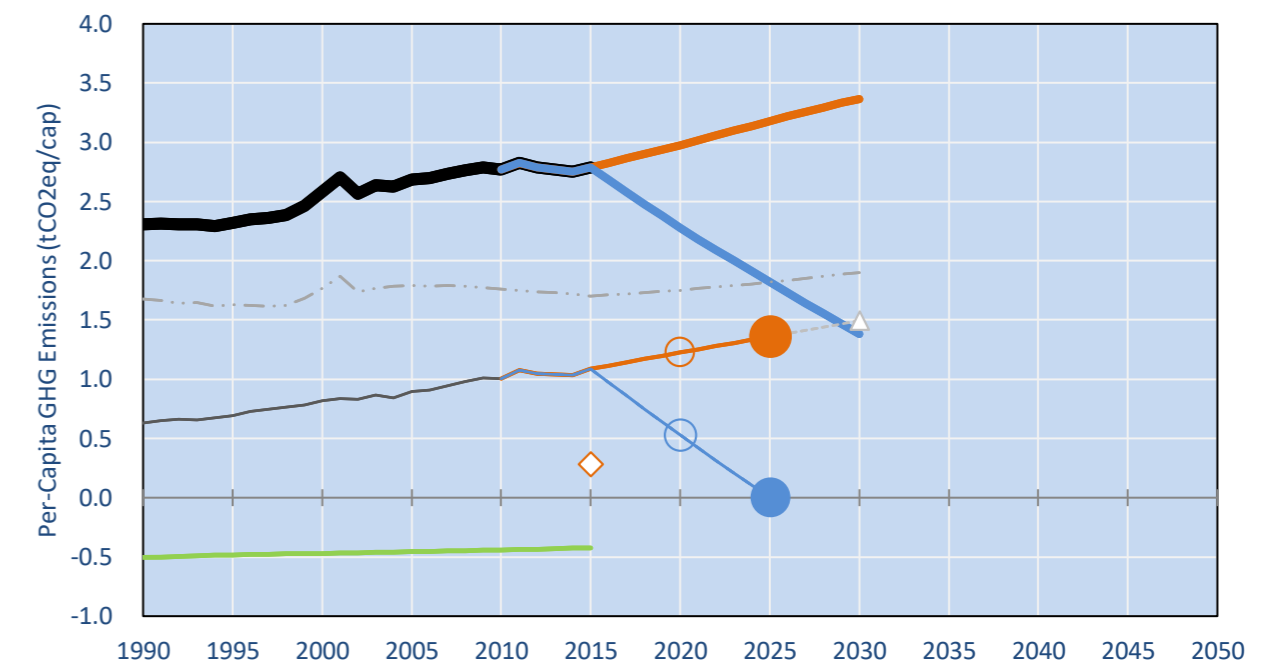
INDC Submitted: 23/11/2015

GHG Emissions

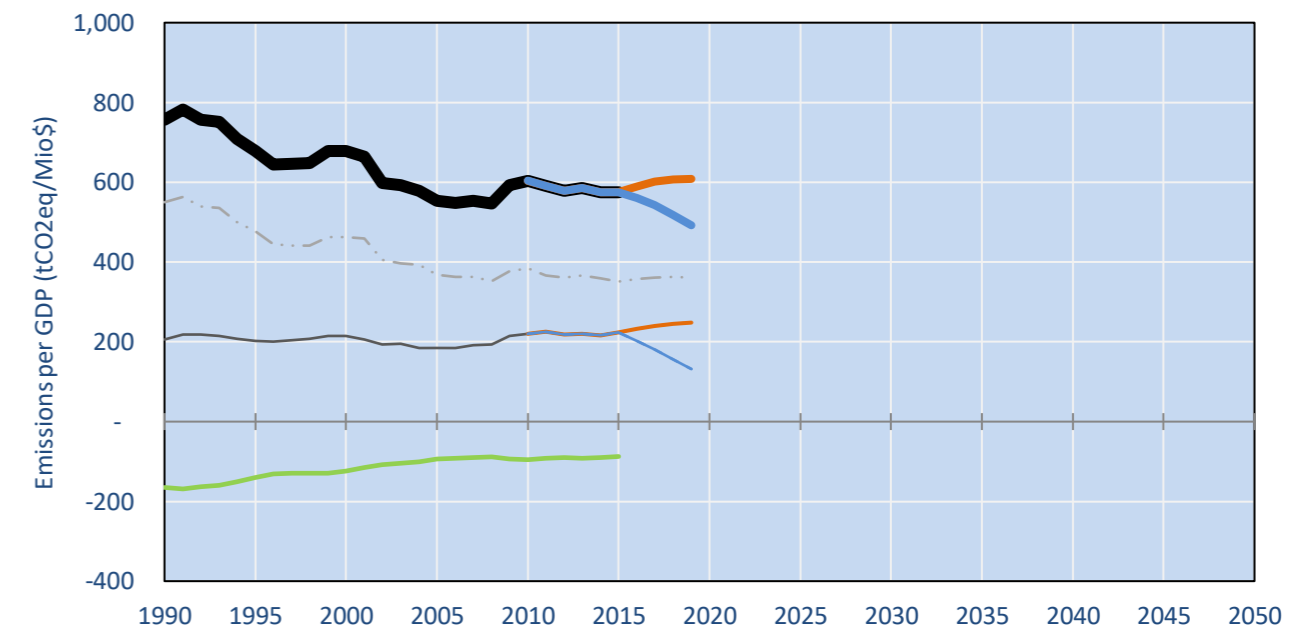


- Reference Total GHG excl. LULUCF
- Historical Covered Emissions, incl. LULUCF, if covered.
- LOW INDC Covered Emissions, incl. LULUCF if covered
- LOW INDC Covered + Non-Covered Emissions, excl. LULUCF
- HIGH INDC Covered Emissions, incl. LULUCF
- HIGH INDC Covered + Non-Covered Emissions, excl. LULUCF
- HIGH Cancun Pledges
- Reference LULUCF Emissions
- LOW INDC Levels
- LOW INDC Covered Emissions, excl. LULUCF
- HIGH INDC Levels
- HIGH INDC Covered Emissions, excl. LULUCF
- LOW Cancun Pledges
- Samoa INDC (2014=2015)
- Regional/Gas-specific BAU
- Not-covered GHG excl. LULUCF (Region Projection)

Per-Capita Emissions



GHG Emissions per GDP



2015 Total GHG Emissions excl. LULUCF

By Gas:

| | |
|---------|-------|
| CO2 | 59.1% |
| CH4 | 33.2% |
| N2O | 7.7% |
| F-gases | 0.0% |

By Sector:

| | |
|--------------------|-------|
| Cat. 1 Energy | 40.7% |
| Cat. 2, 3, 6 & 7 | 28.4% |
| Cat 4. Agriculture | 30.8% |
| F-gases | 0.0% |

GHG Emissions

| | 1990 | 2000 | 2005 | 2010 | 2015 | 2020 | | 2025 | | 2030 | |
|--|------|------|------|------|------|------|------|------|------|------|------|
| | | | | | | low | high | low | high | low | high |
| (MtCO2eq/yr in GWP AR4) | | | | | | | | | | | |
| Assumed LULUCF Accounting Credits (-)/Debits (+) | | | | | | | | | | | |
| NDC covered LULUCF Emissions | - | - | - | - | - | - | - | - | - | - | - |
| NDC covered Emissions excl. LULUCF | 0 | 0 | 0 | 0 | 0 | 0 | 0 | 0 | 0 | 0 | 0 |
| Total GHG excl. LULUCF | 0 | 0 | 0 | 1 | 1 | 1 | 0 | 1 | 0 | 1 | 0 |
| Total GHG incl. LULUCF | 0 | 0 | 0 | 0 | 0 | 1 | 0 | 1 | 0 | 1 | 0 |

Relative GHG Emissions

| | 1990 | 2000 | 2005 | 2010 | 2015 | 2020 | | 2025 | | 2030 | |
|--------------------|------|------|------|------|------|------|------|------|------|------|------|
| | | | | | | low | high | low | high | low | high |
| Total excl. LULUCF | | | | | | | | | | | |
| Relative 1990 | 100% | 120% | 129% | 137% | 143% | 158% | 121% | 173% | 99% | 188% | 77% |
| Relative 2000 | 83% | 100% | 107% | 114% | 119% | 131% | 101% | 144% | 82% | 157% | 64% |
| Relative 2005 | 78% | 93% | 100% | 106% | 111% | 123% | 94% | 134% | 77% | 146% | 60% |
| Relative 2010 | 73% | 88% | 94% | 100% | 105% | 115% | 88% | 126% | 72% | 137% | 56% |
| Relative 2015 | 70% | 84% | 90% | 96% | 100% | 110% | 84% | 121% | 69% | 131% | 54% |

Per-Capita Emissions

| | 1990 | 2000 | 2005 | 2010 | 2015 | 2020 | | 2025 | | 2030 | |
|-----------------------------------|------|------|------|------|------|------|------|------|------|------|------|
| | | | | | | low | high | low | high | low | high |
| Total excl. LULUCF | | | | | | | | | | | |
| Population (Mio) | 0 | 0 | 0 | 0 | 0 | 0 | 0 | 0 | 0 | 0 | 0 |
| Per-Capita Emissions (tCO2eq/cap) | 2.3 | 2.6 | 2.7 | 2.8 | 2.8 | 3.0 | 2.3 | 3.2 | 1.8 | 3.4 | 1.4 |
| Relative 1990 | 100% | 112% | 116% | 120% | 121% | 129% | 99% | 138% | 79% | 146% | 60% |
| Relative 2000 | 89% | 100% | 104% | 107% | 108% | 115% | 88% | 123% | 70% | 130% | 53% |
| Relative 2005 | 86% | 96% | 100% | 103% | 104% | 111% | 85% | 118% | 68% | 125% | 51% |
| Relative 2010 | 83% | 93% | 97% | 100% | 101% | 108% | 82% | 115% | 66% | 122% | 50% |
| Relative 2015 | 83% | 93% | 96% | 99% | 100% | 107% | 82% | 114% | 65% | 121% | 50% |

Data Sources:

Cat1_CO2 PRIMAPHIST17
 Cat2367_CO2 COUNTRY-SPECIFIC USER DATA
 Cat4_CO2 PRIMAPHIST17
 Cat5_CO2 PRIMAPHIST17
 Cat1_CH4 PRIMAPHIST17
 Cat2367_CH4 PRIMAPHIST17
 Cat4_CH4 PRIMAPHIST17
 Cat5_CH4 PRIMAPHIST17
 Cat1_N2O PRIMAPHIST17
 Cat2367_N2O PRIMAPHIST17
 Cat4_N2O PRIMAPHIST17
 Cat5_N2O PRIMAPHIST17
 Cat0_HFCs PRIMAPHIST17
 Cat0_PFCs PRIMAPHIST17
 Cat0_SF6 PRIMAPHIST17
 Population UN 2015 Population Projections MEDIUM
 GDP IMF WEO 2015, PPP adjusted GDP, constant 2009 prices...
 IPCC WG3 Scenario IMAGE | AMPERE2-550-FullTech-HST
 PRIMAPHIST16 description: www.pik-potsdam.de/primap-live/primap-hist/
 Gratefully acknowledged in particular: PRIMAP, CAIT, CDIAC, EDGAR, IPCC, IEA, UNEP GAP Team, AMPERE Team and comments on earlier versions, in particular by Giacomo Grassi. Errors and misjudgements are our own. Malte Meinshausen & Ryan Alexander; The "Fiji COP23" Edition was enabled through support via the BMUB project UM14 41 4060
 This Factsheet is available at www.climatecollege.unimelb.edu.au/indc-factsheets. Check out as well: www.climateactiontracker.org, www.mitigation-contributions.org, cait.wri.org, infographics.pbl.nl/indc, live.primap.org, www.unep.org/climatechange/pledgepipeline, and our twitter feed @ClimateCollege
 climatecollege.unimelb.edu.au
 AUSTRALIAN-GERMAN CLIMATE & ENERGY COLLEGE

Various 'fair' contributions for a global 'least-cost' 2°C path (total incl. LULUCF):

| 2025 rel. 2010: | | 2030 rel. 2010: | |
|-----------------|------|-----------------|------|
| LEADER | #N/A | LEADER | #N/A |
| CDC | #N/A | CDC | #N/A |
| ECPC50 | #N/A | ECPC50 | #N/A |
| ECPC90 | #N/A | ECPC90 | #N/A |
| GDR | #N/A | GDR | #N/A |
| INDC HIGH | -33% | INDC HIGH | -52% |
| INDC LOW | 31% | INDC LOW | 45% |

More info on www.mitigation-contributions.org

"Fair" contributions for a global 'least-cost' 2°C track:

| | |
|--------|---------------------------------------|
| LEADER | Leader |
| CDC | Common-but-diff. per-cap. convergence |
| ECPC50 | Eq. cum. Per-capita since 1950 |
| ECPC90 | Eq. cum. Per-capita since 1990 |
| GDR | Greenhouse Development Rights |
| #N/A | No available data |