

Shown: 2025 & 2030: Min/max of unconditional and conditional targets

Paris Agreement ratified on: 07/09/2016

Lao People's Democratic Republic

Per-Capita Emissions in 2030 rel. 2015 (excl. LULUCF): **-22%**

NDC 2025

NDC 2030

2015 World Rank

2025 World Rank

2030 World Rank

Share of World Emissions excl. LULUCF (Rank):

0.0% #131

0.0% #142

0.0% #141

Per-Capita Emissions (tCO2eq/cap)

2t #153

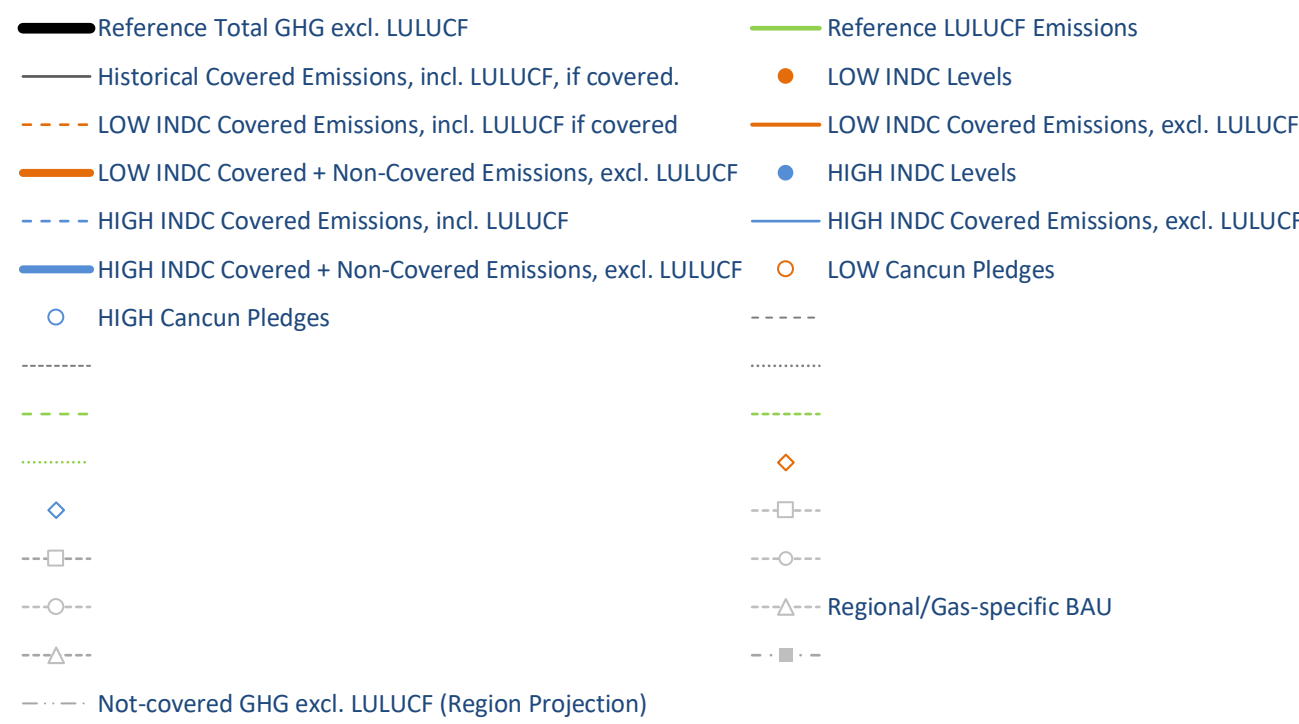
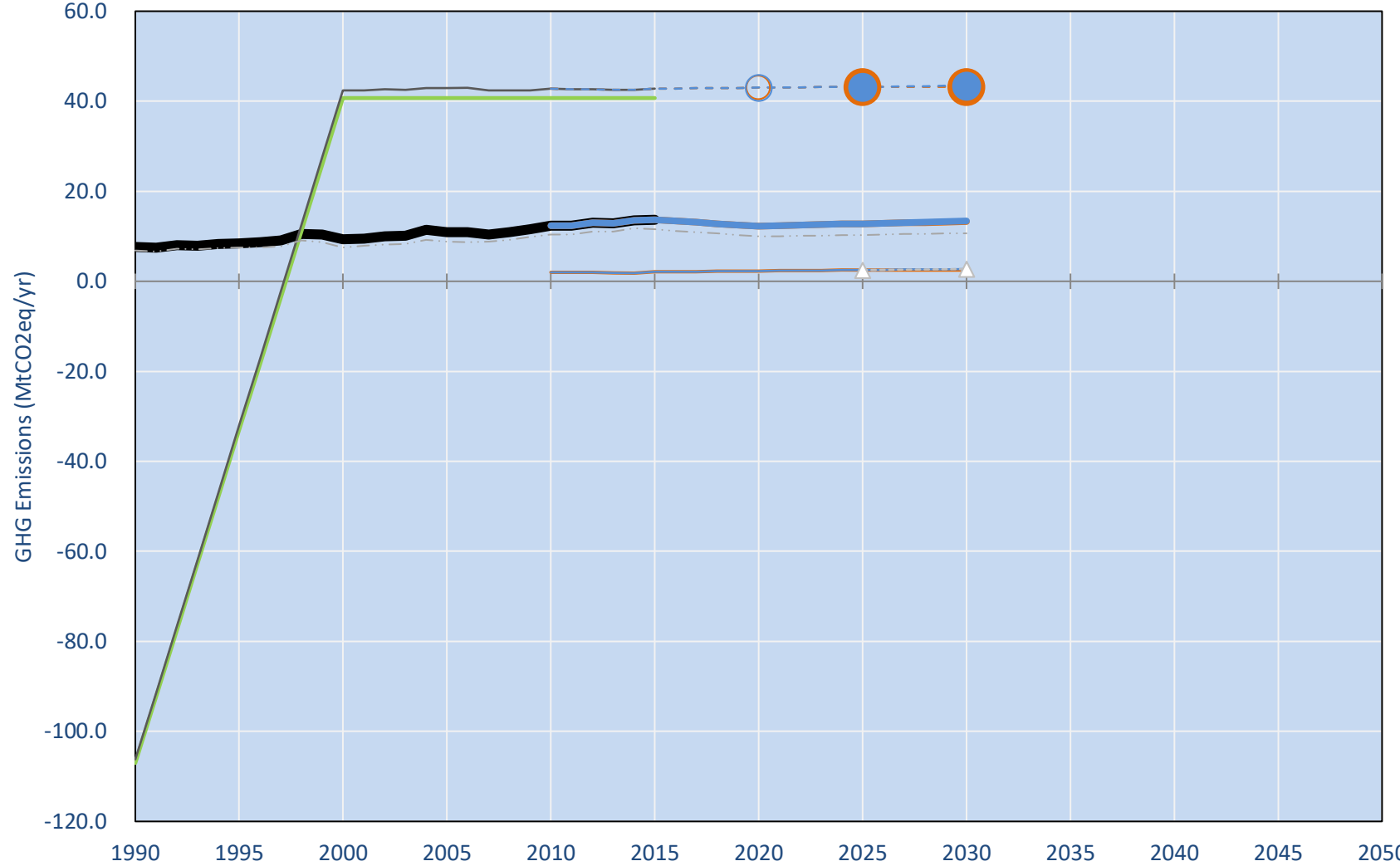
1.6t #167

1.6t #166

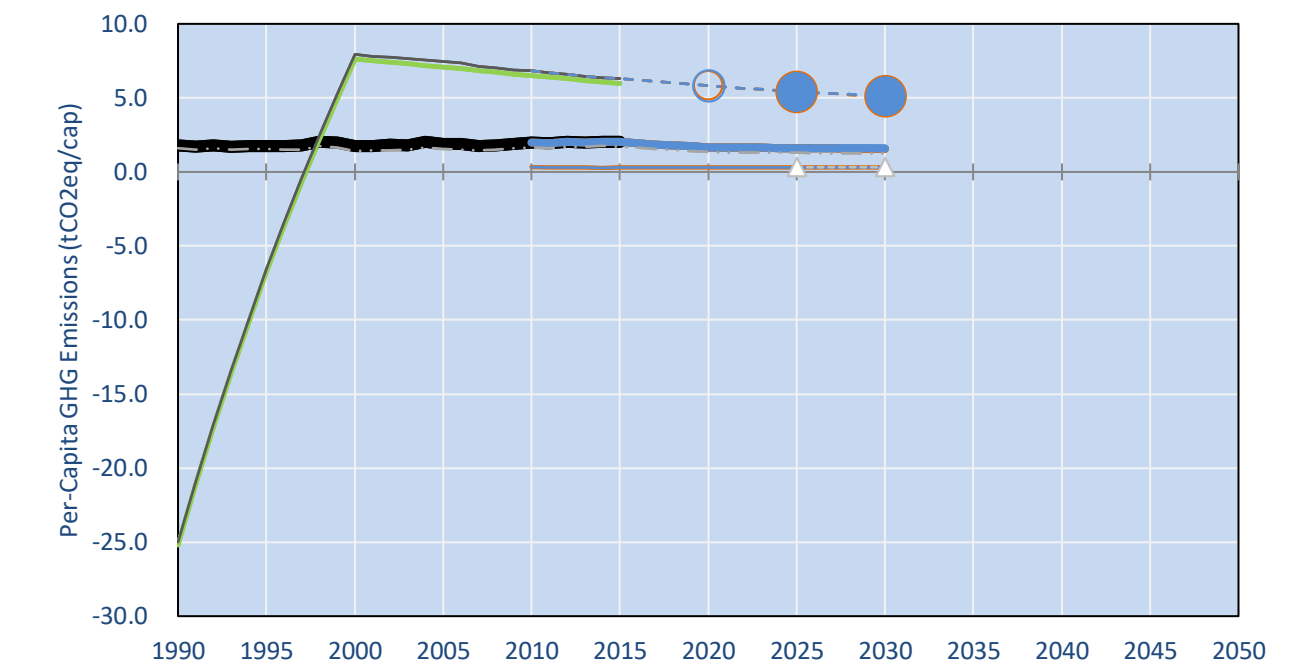
NDC: Policies and actions to reduce future GHG emissions subject to international support. (GWP unclear)

INDC Submitted: 1/10/2015

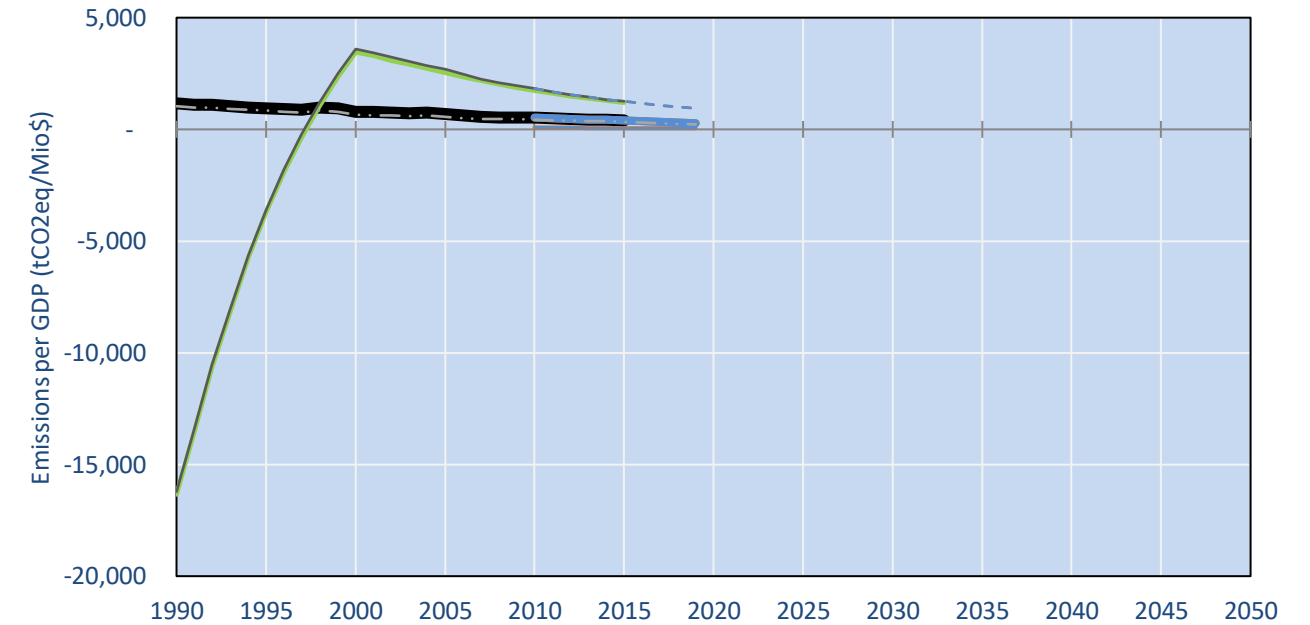
GHG Emissions



Per-Capita Emissions

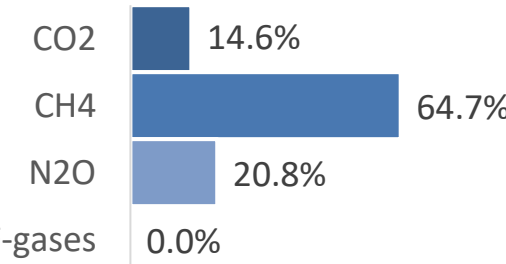


GHG Emissions per GDP

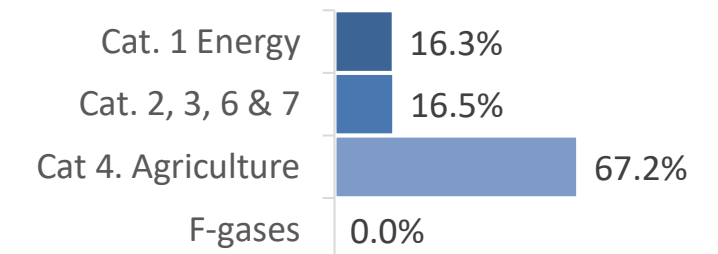


2015 Total GHG Emissions excl. LULUCF

By Gas:



By Sector:



GHG Emissions

	1990	2000	2005	2010	2015	2020	2025	2030	
(MtCO2eq/yr in GWP AR4)						low	high	low	high
Assumed LULUCF Accounting Credits (-)/Debits (+)									
NDC covered LULUCF Emissions	-	107	41	41	41	41	41	41	41
NDC covered Emissions excl. LULUCF		1	2	2	2	2	2	2	3
Total GHG excl. LULUCF		8	9	11	12	14	12	13	13
Total GHG incl. LULUCF		99	50	52	53	54	53	54	54

Relative GHG Emissions

	1990	2000	2005	2010	2015	2020	2025	2030	
Total excl. LULUCF						low	high	low	high
Relative 1990	100%	122%	144%	162%	179%	161%	161%	168%	168%
Relative 2000	82%	100%	118%	133%	147%	132%	132%	138%	138%
Relative 2005	70%	85%	100%	113%	125%	112%	112%	117%	120%
Relative 2010	62%	75%	89%	100%	110%	99%	99%	103%	103%
Relative 2015	56%	68%	80%	91%	100%	90%	90%	94%	94%

Per-Capita Emissions

	1990	2000	2005	2010	2015	2020	2025	2030	
Total excl. LULUCF						low	high	low	high
Population (Mio)	4	5	6	6	7	7	7	8	8
Per-Capita Emissions (tCO2eq/cap)	1.8	1.7	1.9	2.0	2.0	1.7	1.7	1.6	1.6
Relative 1990	100%	97%	106%	110%	112%	92%	92%	89%	89%
Relative 2000	103%	100%	110%	114%	116%	95%	95%	92%	92%
Relative 2005	94%	91%	100%	104%	105%	87%	87%	84%	84%
Relative 2010	91%	88%	97%	100%	102%	84%	84%	81%	81%
Relative 2015	89%	86%	95%	98%	100%	82%	82%	80%	80%

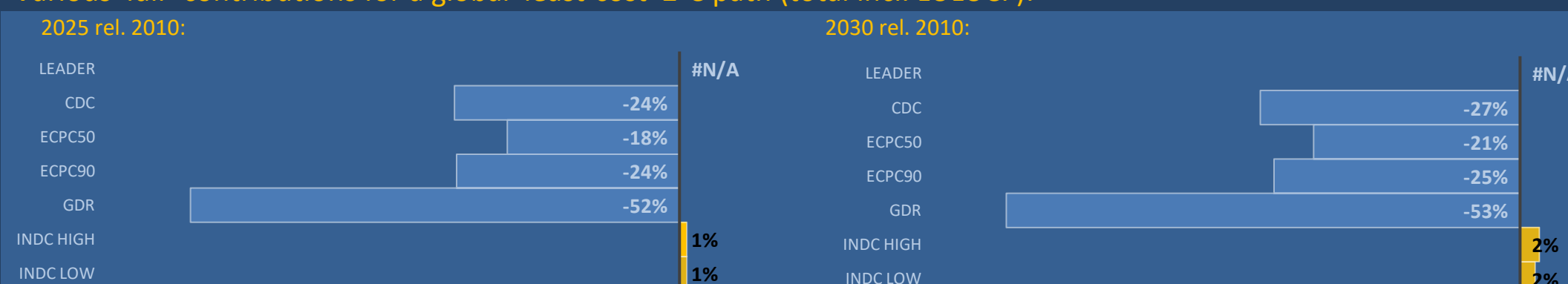
Data Sources:

Cat1_CO2	PRIMAPHIST17	Cat5A1_CO2	UNFCCC CRF + Nat. Comms.
Cat2367_CO2	PRIMAPHIST17	Cat5A2_CO2	UNFCCC CRF + Nat. Comms.
Cat4_CO2	PRIMAPHIST17	Cat5LtoNonFL_CO2	UNFCCC CRF + Nat. Comms.
Cat5_CO2	PRIMAPHIST17	Cat5GMCMWMM_C	UNFCCC CRF
Cat1_CH4	PRIMAPHIST17	Cat5A1ForestFires	UNFCCC Cat5 + EDGAR(IPCC Database)
Cat2367_CH4	PRIMAPHIST17	Cat5A1HWP_CO2	UNFCCC CRF + Nat. Comms.
Cat4_CH4	PRIMAPHIST17	Cat5bisA_CO2	UNFCCC CRF + NATCOMM.
Cat5_CH4	PRIMAPHIST17	Cat5bisB_CO2	UNFCCC CRF + NATCOMM.
Cat1_N2O	PRIMAPHIST17	Cat5bisC_CO2	UNFCCC CRF + NATCOMM.
Cat2367_N2O	PRIMAPHIST17	Cat5bisD_CO2	UNFCCC CRF + NATCOMM.
Cat4_N2O	PRIMAPHIST17	Cat5bisE_CO2	UNFCCC CRF + NATCOMM.
Cat5_N2O	PRIMAPHIST17	PRO_WM_Cat5_G	UNFCCC Annex I Reports
Cat0_HFCs	PRIMAPHIST17	Metric	GWP AR4
Cat0_PFCs	PRIMAPHIST17		
Cat0_SF6	PRIMAPHIST17		
Population	UN 2015 Population Projections MEDIUM		
GDP	IMF WEO 2015, PPP adjusted GDP, constant 2009 prices...		
	IPCC WG3 Scenario IMAGE AMPERE2-550-FullTech-HST		
	PRIMAPHIST16 description: www.pik-potsdam.de/primap-live/primap-hist/		
	Gratefully acknowledged in particular: PRIMAP, CAIT, CDIAC, EDGAR, IPCC, IEA, UNEP Gap Team, AMPERE Team and comments on earlier versions, in particular by Giacomo Grassi. Errors and misjudgements are our own. Malte Meinshausen & Ryan Alexander; The "Fiji COP23" Edition was enabled through support via the BMUB project UM14 41 4060		
	This Factsheet is available at www.climatecollege.unimelb.edu.au/indc-factsheets. Check out as well: www.climateactiontracker.org, www.mitigation-contributions.org, cait.wri.org, infographics.pbl.nl/indc, live.primap.org, www.unep.org/climatechange/pledgepipeline, and our twitter feed @ClimateCollege		

climatecollege.unimelb.edu.au



Various 'fair' contributions for a global 'least-cost' 2°C path (total incl. LULUCF):



More info on www.mitigation-contributions.org

Shown fair contributions only indicative
"Fair" contributions for a global 'least-cost' 2°C track:
LEADER Leader
CDC Common-but-diff. per-cap. convergence
ECPC50 Eq. cum. Per-capita since 1950
ECPC90 Eq. cum. Per-capita since 1990
GDR Greenhouse Development Rights
#N/A No available data